Inject Creativity With Spark

Collaborate with Adobe Spark Project

Ts. Dr. Siti Nurul Mahfuzah Mohamad

Adobe Campus Leader | Adobe Creative Educator

Login

Education

- PhD (Interactive Media)
- MSc (Multimedia System)
- BIT (Artificial Intelligence)
- Diploma in Education

Career

- Director- University Press (2019-2022)
- Program Manager-Life Long Learning Centre (2018-2019)
- Research Group Leader (2018-2019)
- Senior Lecturer (2003-present)
- President AKRAB (2017-2018), Secretary KAUTeM (2019-present)
- Head of Research & Innovation Unit (2014-2015)
- Head of Programme (2007-2011)
- Consultant | Programmer | Freelancer

"Deliver More Than 100 Workshop & Training As Invited Speaker/ Trainer/ Advisor. Published More Than 50 Journals, Proceeding, Books, Book Chapter, MOOC, OCW, Ebook, Ibook, Creative Book, Copyright etc.

Honors

- The Best UTeM OCW Award (2019)
- Candidate Anugerah Akademik Negara (2018)
- The Most Active UTeM MOOC Award (2018)
- Anugerah Akademik Universiti (2017)
- Anugerah Perkhidmatan Cemerlang (2016, 2008)
- Anugerah Gemilang Akademik JPPKK (2015)

Also received - 9 Special Awards, 5 Teaching Awards, 28 Innovation Awards, 8 Service Awards

Professional

- Certified Trainer HRDF- Association of Certified Trainers (ACT)
- Adobe Campus Leader
- Adobe Creative Educator
- Microsoft Innovative Educator Trainer
- Microsoft Office Specialist Master
- Microsoft Teams Educators
- Digital Storytelling with Ms. Sway
- Adobe Certified Expert
- Oracle Academy: Database Design & Programming with SQL | CCNA etc.

Expertise

21ST Century Educational Tools | Gamification | MOOC | Augmented Reality | Virtual Learning | Adaptive Learning | Game Design | Game Development | MOS | E-Learning | M-Learning | Digital Teaching Portfolio | Multimedia Application | I-Book | e-Book | Wearable Technology | Instructional Design | Edutainment | Digital Storytelling | Alternative Assessment etc.

DIRECTOR | *UTEM PRESS*

TS. DR. SITI NURUL MAHFUZAH MOHAMAD

mahfuzah.weebly.com | mahfuzah@utem.edu.my

Today's Agenda

01.

GETTING STARTED

- Adobe Family
- Adobe App for Education
- Creative Cloud
- Integration
- FAQ

02.

SPARK IN THE CLASSROOM

- Heutagogy Design Proses
  - Explore
  - Create
  - Collaborate
  - Connect
  - Reflect
  - Share

03.

DESIGN STUNNING GRAPHIC

- Adobe Spark Family
- Social Media Post
- Mockup Book Promo
- Infographic
- Diagram
- Poster
- Flyers
- Profile Picture etc

04.

CREATE WEB PAGES

- Tools for presentation
- Personal Portfolio
- Marketing
- Art portfolio
- Workout Journal
- Interactive Storytelling etc

05.

MAKE CAPTIVATING VIDEOS

- Video Promo
- Travelogue
- Interactive CV
- Video Diary
- Breaking News
- Trip Report
- Book Review etc

© Mahfuzah Mohamad | mahfuzah.weebly.com

As an educator, you will be able to:

- Understand the **process of creating visual stories**
- Understand how to **help students** respond to new information through posts, videos or webpages
- Confidently create with **Adobe Spark Post, Spark Page** or **Spark Video**
- Learn how **creative storytelling projects** can benefit your teaching and your students' learning

Adobe Spark

© Mahfuzah Mohamad | mahfuzah.weebly.com

Your **students** will be able to:

- Create visual stories - **graphics, presentations and videos** - to support any project
- **Engage** with and respond to content in any discipline by creating visuals such as posts, videos or webpages
- **Communicate** with impact and tell stories with text, images, video and more
- **Increase their career opportunities** in any industry

Adobe Spark

© Mahfuzah Mohamad | mahfuzah.weebly.com

01

Getting started with Adobe Spark

Adobe Spark is a powerful and free tool that you can use to quickly and easily create professional-looking digital graphics, webpages and videos for the classroom and beyond. Spark is simple to use and allows anyone to foster powerful learning experiences and create engaging digital content to support any project.

© Mahfuzah Mohamad | mahfuzah.weebly.com

Adobe Family

© Mahfuzah Mohamad | mahfuzah.weebly.com

Adobe Apps for Education

Empowering students, educators, and administrators to express their creativity.

Images and pictures >



Figures and illustrations >

Documents >



Portfolios and presentations >

Productivity and collaboration >

Apps >

Websites >

Video and audio >

Games >

See page 11 for a glossary of Adobe apps.

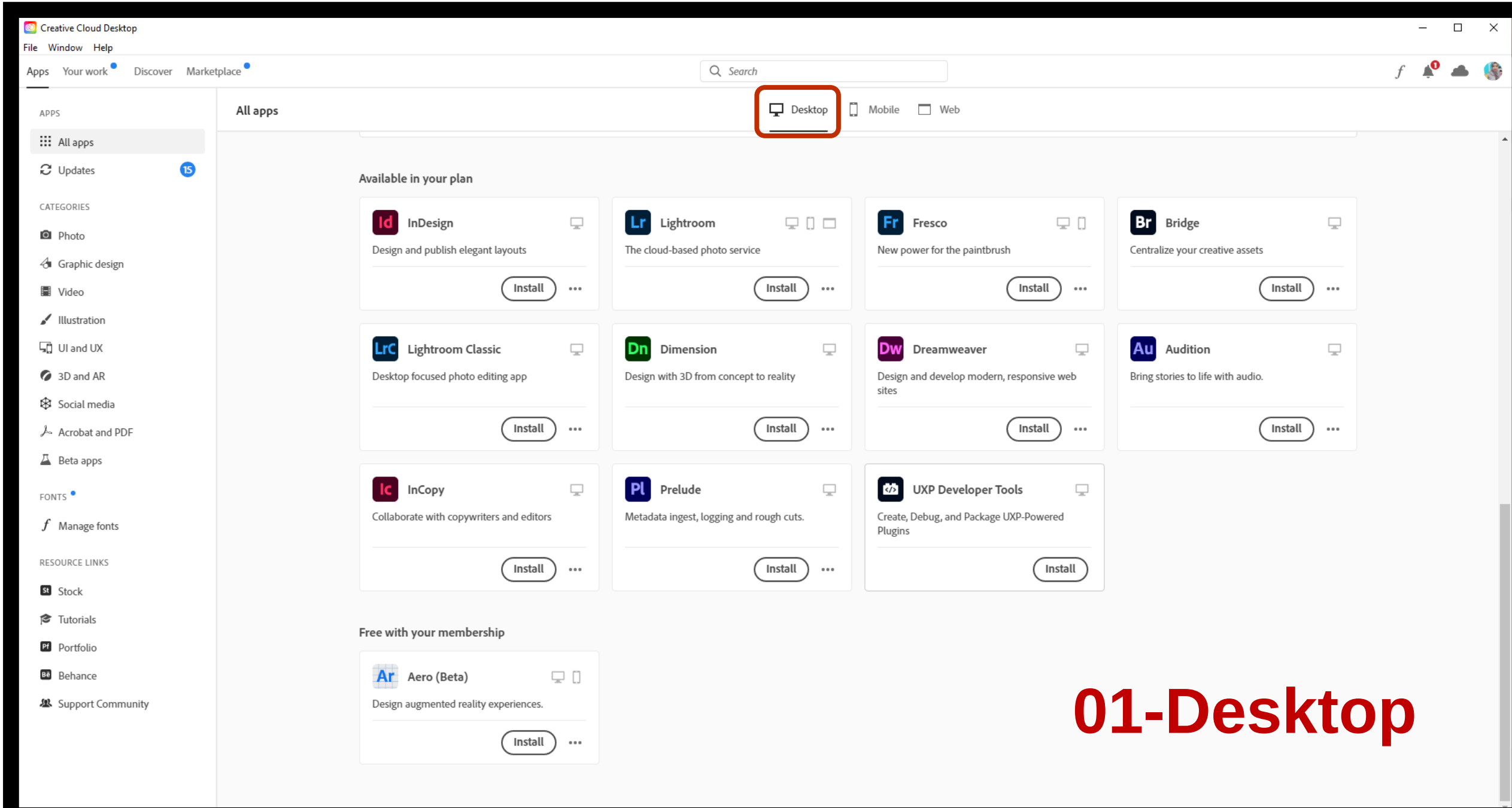
Creative Cloud Desktop
File Window Help
Apps Your work Discover Marketplace
Search
APPS
All apps
Updates 15
CATEGORIES
Photo
Graphic design
Video
Illustration
UI and UX
3D and AR
Social media
Acrobat and PDF
Beta apps
FONTS
Manage fonts
RESOURCE LINKS
Stock
Tutorials
Portfolio
Behance
Support Community
All apps
Desktop
Mobile
Web
Available in your plan
InDesign
Design and publish elegant layouts
Install
Lightroom
The cloud-based photo service
Install
Fresco
New power for the paintbrush
Install
Bridge
Centralize your creative assets
Install
Lightroom Classic
Desktop focused photo editing app
Install
Dimension
Design with 3D from concept to reality
Install
Dreamweaver
Design and develop modern, responsive web sites
Install
Audition
Bring stories to life with audio.
Install
InCopy
Collaborate with copywriters and editors
Install
Prelude
Metadata ingest, logging and rough cuts.
Install
UXP Developer Tools
Create, Debug, and Package UXP-Powered Plugins
Install
Free with your membership
Aero (Beta)
Design augmented reality experiences.
Install
01-Desktop

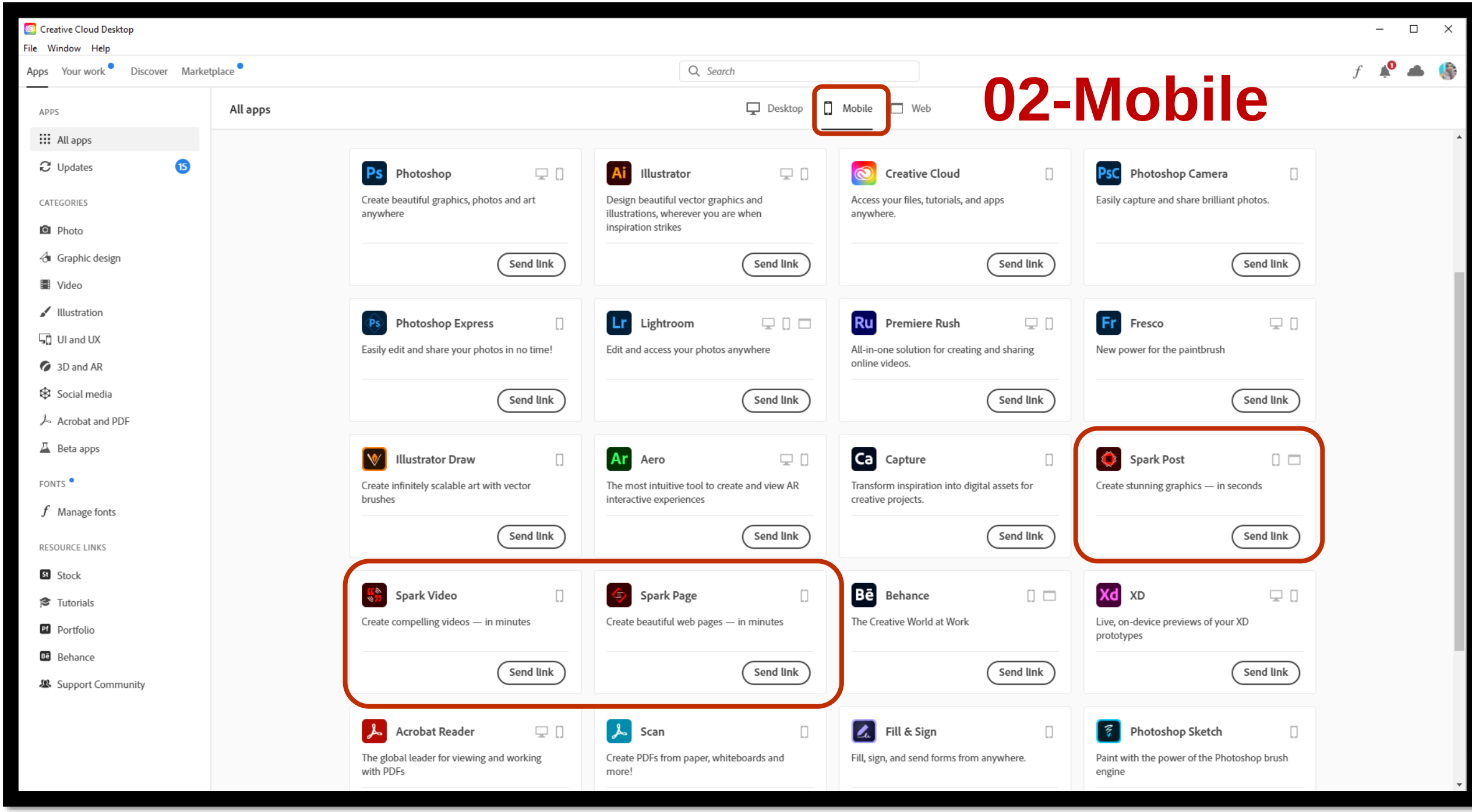
Creative Cloud Desktop
File Window Help
Apps Your work Discover Marketplace
Search
02-Mobile
APPS
All apps
Updates 15
CATEGORIES
Photo
Graphic design
Video
Illustration
UI and UX
3D and AR
Social media
Acrobat and PDF
Beta apps
FONTS
Manage fonts
RESOURCE LINKS
Stock
Tutorials
Portfolio
Behance
Support Community
All apps
Desktop
Mobile
Web
Photoshop
Create beautiful graphics, photos and art anywhere
Send link
Illustrator
Design beautiful vector graphics and illustrations, wherever you are when inspiration strikes
Send link
Creative Cloud
Access your files, tutorials, and apps anywhere.
Send link
Photoshop Camera
Easily capture and share brilliant photos.
Send link
Photoshop Express
Easily edit and share your photos in no time!
Send link
Lightroom
Edit and access your photos anywhere
Send link
Premiere Rush
All-in-one solution for creating and sharing online videos.
Send link
Fresco
New power for the paintbrush
Send link
Illustrator Draw
Create infinitely scalable art with vector brushes
Send link
Aero
The most intuitive tool to create and view AR interactive experiences
Send link
Capture
Transform inspiration into digital assets for creative projects.
Send link
Spark Post
Create stunning graphics — in seconds
Send link
Spark Video
Create compelling videos — in minutes
Send link
Spark Page
Create beautiful web pages — in minutes
Send link
Behance
The Creative World at Work
Send link
XD
Live, on-device previews of your XD prototypes
Send link
Acrobat Reader
The global leader for viewing and working with PDFs
Scan
Create PDFs from paper, whiteboards and more!
Fill & Sign
Fill, sign, and send forms from anywhere.
Photoshop Sketch
Paint with the power of the Photoshop brush engine

Creative Cloud Desktop

File Window Help

Apps Your work Discover Marketplace

Search

APPS

All apps

Updates 15

CATEGORIES

Photo

Graphic design

Video

Illustration

UI and UX

3D and AR

Social media

Acrobat and PDF

Beta apps

FONTS

Manage fonts

RESOURCE LINKS

Stock

Tutorials

Portfolio

Behance

Support Community

All apps

Desktop Mobile Web

Create a portfolio in minutes

Use Adobe Portfolio to build a website and showcase your work. Customizable themes make it fast and easy, with beautiful results.

Start now

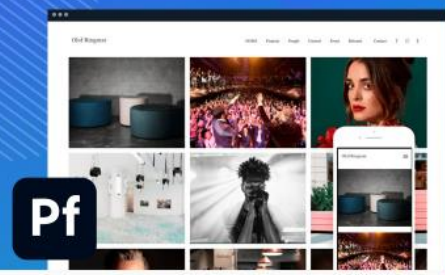

Adobe Fonts
Thousands of fonts to explore and use in any application
Launch

Adobe Stock
Find the perfect image for your creative project
Launch

Behance
Showcase and Discover Creative Work
Launch

Acrobat
Quickly and easily create, share, and sign PDFs online from anywhere
Launch

Portfolio
Create your own personalized website
Launch

Spark
Create stunning graphics, web pages, and video stories - in minutes
Launch

Adobe Color
Explore, create and share your favorite color themes with Adobe Color
Launch

Adobe Live
Get inspired by the community as they livestream their creative process
Launch

Lightroom
Edit, organize, and share your Lightroom photos on the web.
Launch

Mixamo
Animate 3D characters for games, film, and more
Launch

Substance Source
The premium library of materials for 3D
Launch

03 - Web

Creative Cloud

+

Ms. Team

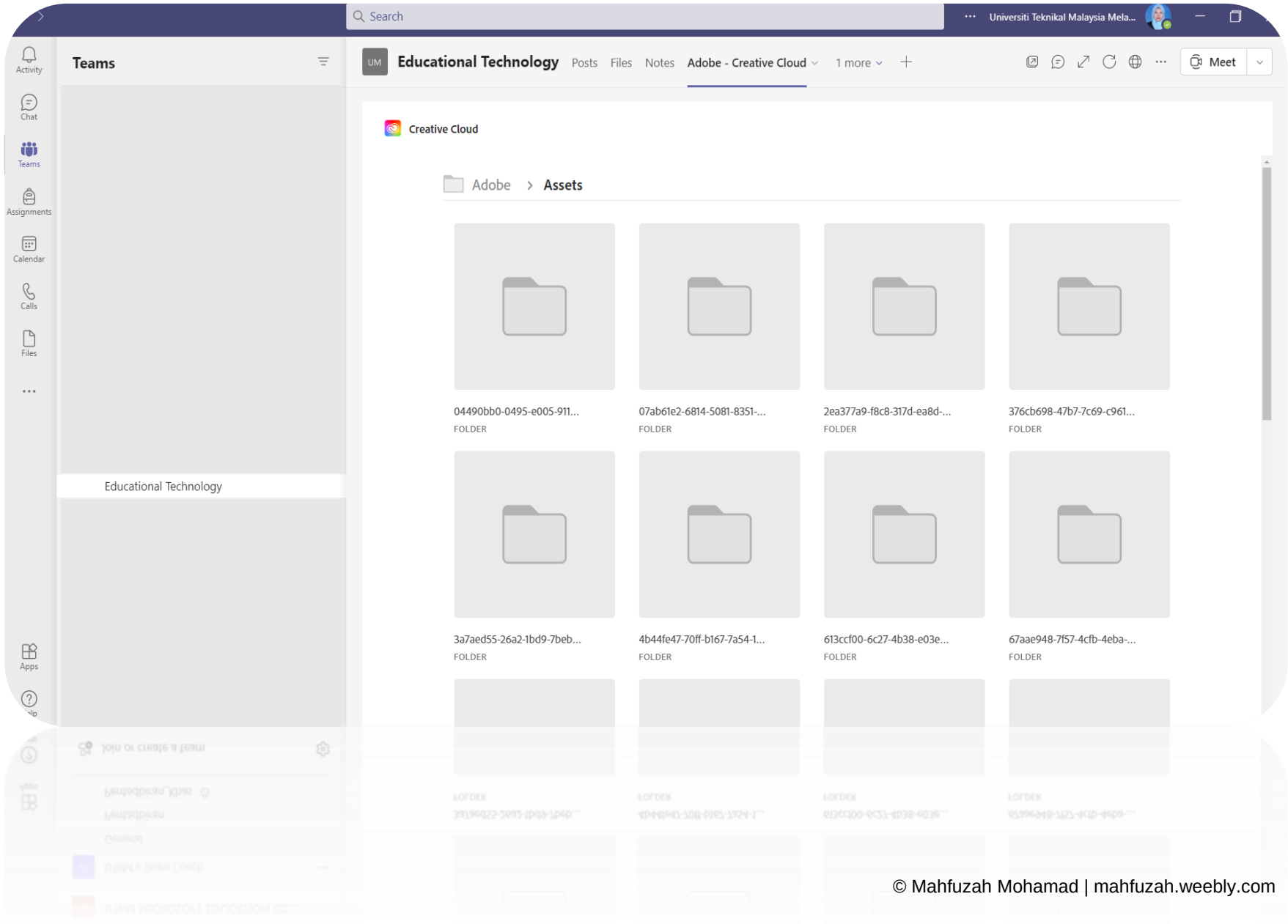

© Mahfuzah Mohamad | mahfuzah.weebly.com

Adobe Spark

+

Ms. Team



© Mahfuzah Mohamad | mahfuzah.weebly.com

Adobe Spark
Wakelet
Ms. Team

It also integrates seamlessly into many leading classroom tools like Google Classroom, Canvas, Flipgrid and Microsoft Teams, allowing your students to collaborate with confidence.

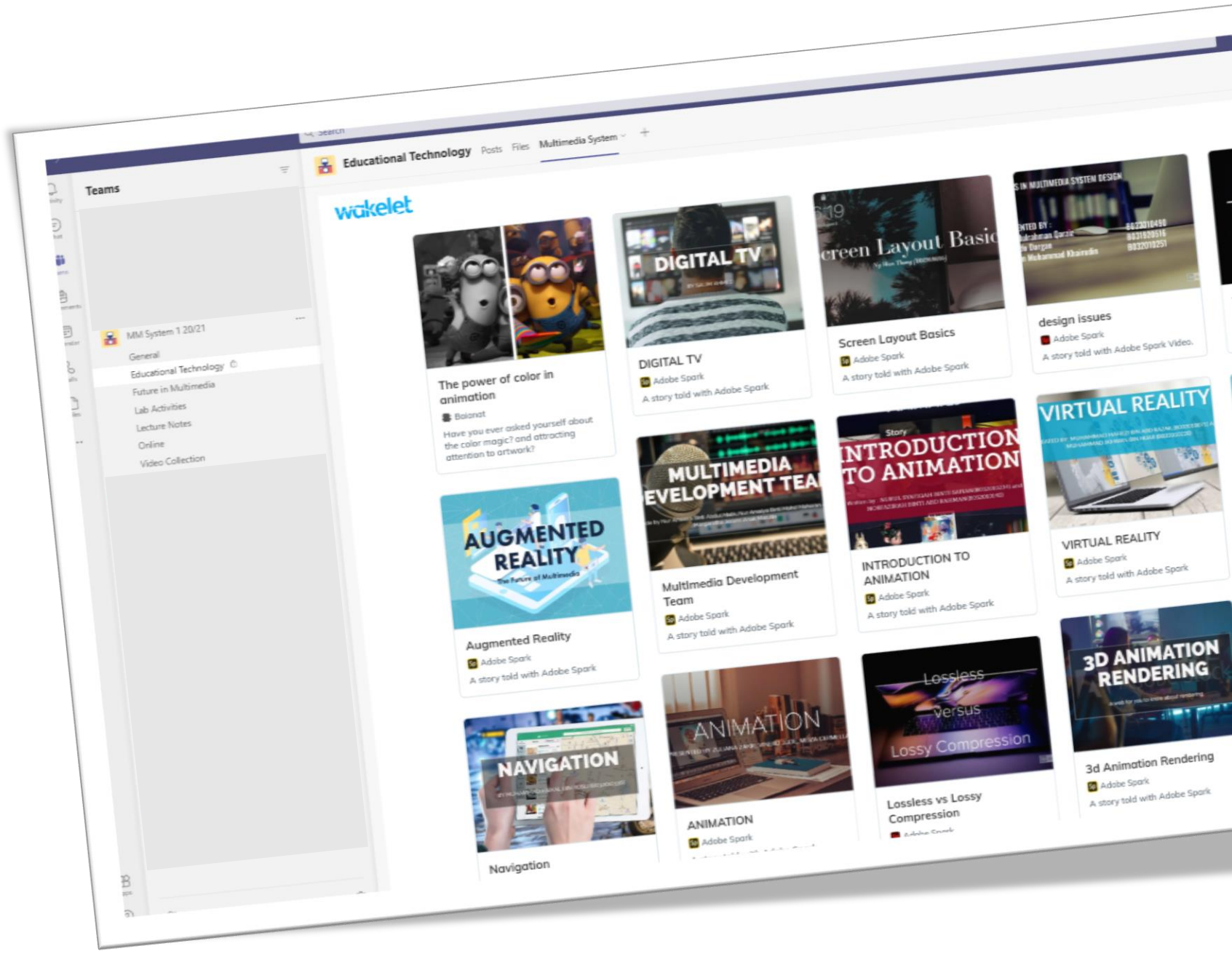

© Mahfuzah Mohamad | mahfuzah.weebly.com

Adobe x Wakelet competition

https://wakelet.com/wake/bBmVlpoUIz1tPScFl2xE4

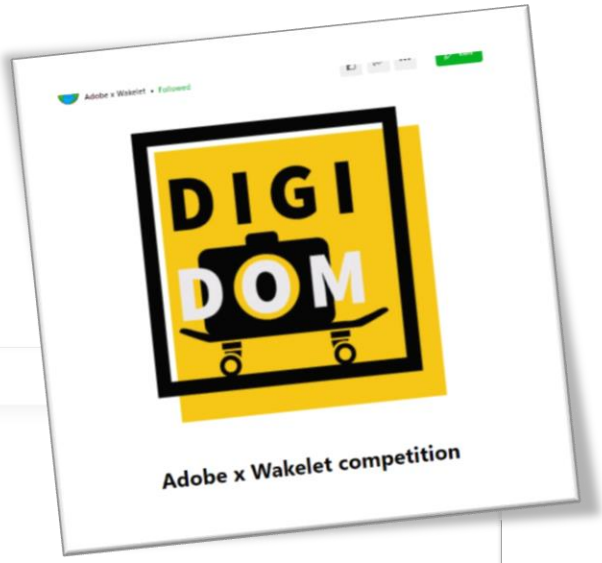

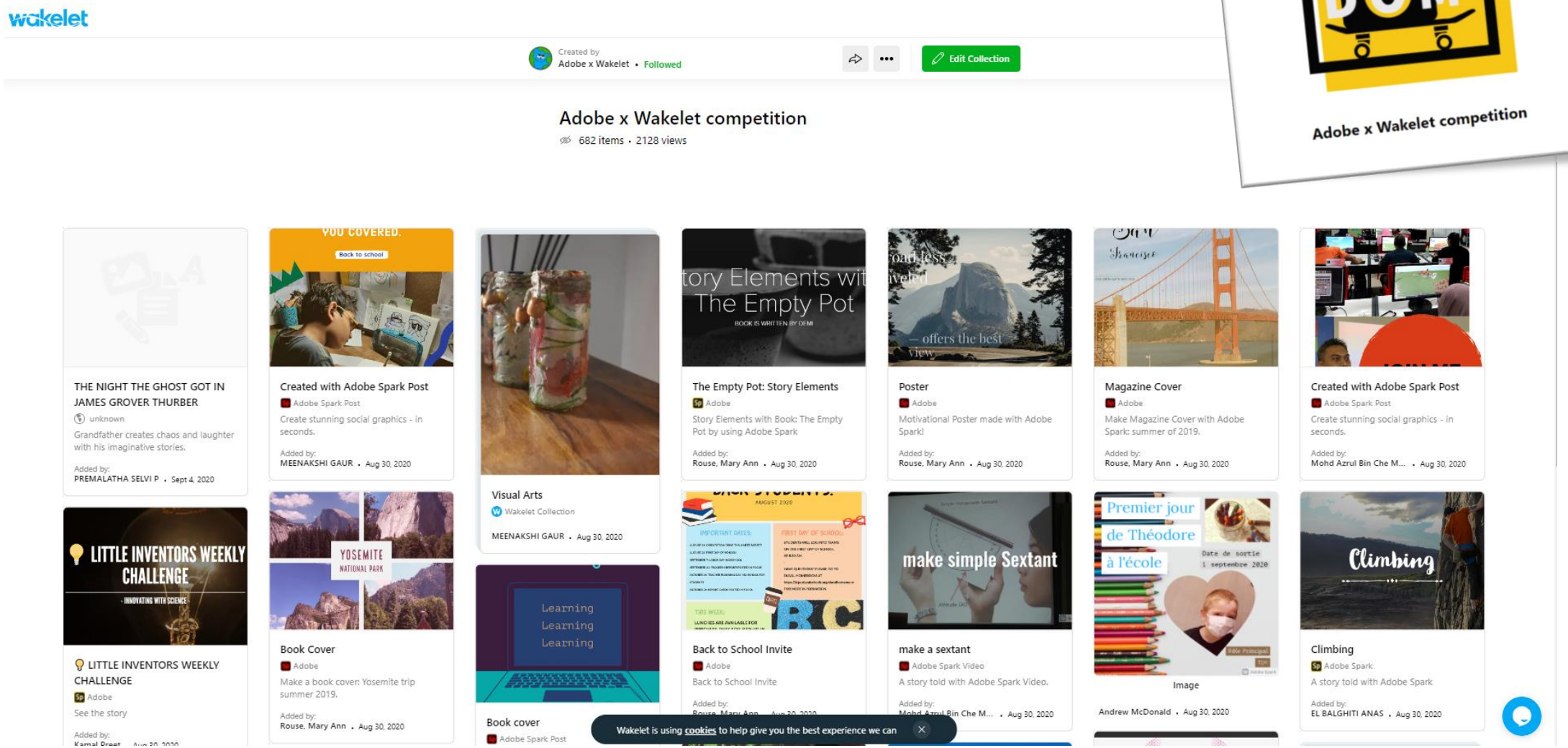

FAQ

Can I collaborate on mobile?

- Not yet: You'll have to be on spark.adobe.com on your desktop or laptop to invite collaborators. On mobile, collaborative projects will become disabled to avoid introducing conflicts.

Can we edit at the same time?

- We are working on it, but right now our collaboration is a tag-team system: only one person can edit an Adobe Spark project at the same time to avoid conflicts. We'll let you know who is editing the project so you can ping your friend to let you make your changes.

Can a recipient publish?

- If you are a recipient of a project, you'll be able to download a project or grab a link to an already-published project, but only the owner can publish or update a link.

© Mahfuzah Mohamad | mahfuzah.weebly.com

02

Spark in the Classroom

Do you want to motivate, engage and inspire your students?

June, 2021

Heutagogy
Design Process

Blaschke & Hase (2015)

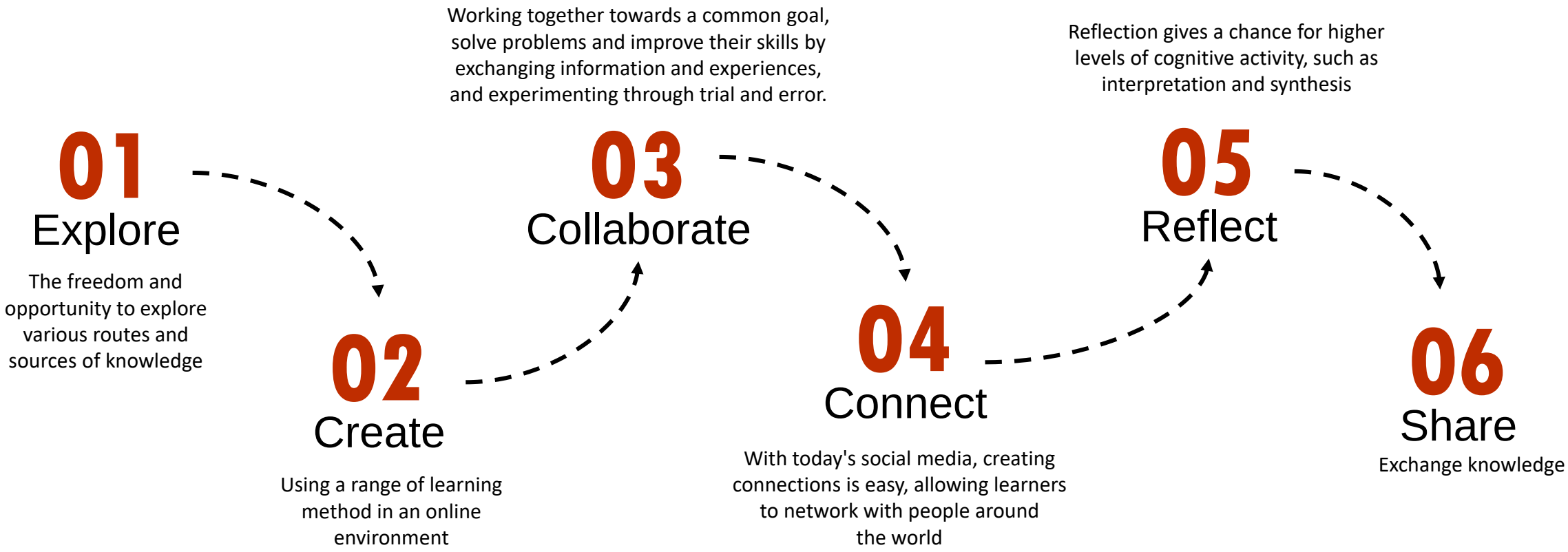

© Mahfuzah Mohamad | mahfuzah.weebly.com

01 Explore

Prior knowledge is challenged

Try to find out as much as they can

Drive to discover unknown

Get students involved in the topic

Student gather data

Providing them a chance to build their own understanding

Student investigate the phenomenon

Ideas are created

View | Collect | Rate | Review | Curate

© Mahfuzah Mohamad | mahfuzah.weebly.com

Adobe Education Exchange | My Education Exchange | Discover | Browse | Community | Adobe

Courses | Keyword Search | 29 Results Found

EDEX Explorace

Subjects | Products

COURSES ✕ | Clear All ✕

SELF-PACED COURSE

Teach Creativity with Adobe and Khan Academy

Engage your students with projects grounded in the 4 Cs.

Enroll Now

SELF-PACED COURSE

Preparing Students with Essential Creative Skills

Empower the next generation with essential creative skills.

Enroll Now

SELF-PACED COURSE

3D Skills in the Classroom

Explore the 3D creative process with your students.

Enroll Now

SELF-PACED COURSE

Spark in the Classroom

Understand, learn and teach the basics of creative storytelling with

Enroll Now

SELF-PACED COURSE

Engaging Video Projects in the Classroom

Understand, learn and teach the basics of video production with

Enroll Now

SELF-PACED COURSE

Digital Publishing Professional Learning Kit |

Quality professional development for your school or institution.

Enroll Now

SELF-PACED COURSE

Adobe Acrobat for Teaching and Learning

Save time and effort in your classroom with Adobe Acrobat.

Enroll Now

SELF-PACED COURSE

Adobe Acrobat Professional Learning Kit |

Quality professional development for your school or institution.

Enroll Now

SELF-PACED COURSE

Cultivating Digital Literacy

Learn how to support essential skills in your campus, course or class.

Enroll Now

SELF-PACED COURSE

Design Your Creative Course

Congrats you've completed the course!

SELF-PACED COURSE

Design Your Creative Class

Using instructional design to infuse creativity into any subject and grade

84% Completed

SELF-PACED COURSE

App and Experience Design Professional

Quality professional development for your school or institution.

Enroll Now

Spark in the Classroom

About the Course | Instructors

Share

"Stories will stay with people much longer than facts or statistics. If a teacher becomes an excellent storyteller, he or she can ensure that any concept they teach will be remembered for years to come." - teachthought.com

Help your students communicate with impact

In this course, you will learn to help your students analyze, and create powerful stories, as well as present new information with clarity and ease. When students need to make science fair posters, social studies infographics, journals, language arts essays, lab reports, physics explainers or poetry analysis, Adobe Spark can help. With Adobe Spark, Post and Video, students are able to quickly and easily present information in professional, catchy and creative ways.

By teaching your students how to tell their own creative visual stories, or to respond to what they learn with images and videos, you're giving them valuable digital skills and helping them to develop vital communication skills applicable to any industry.

Engage your students with essential creative and digital skills

Teaching students to use digital tools to present information in creative ways - whether in a research presentation or a personal narrative - helps them to engage more deeply in their learning. It's never been easier to encourage creativity and capture the imagination of your students. Using Spark Post, Page and Video introduces students to a variety of digital skills they may otherwise not learn until much later in their lives. As Spark is so easy to use, it's a perfect introduction to digital literacy and essential creative thinking skills.

Everything in this course, from video tutorials to lesson plans and resources, is perfect for assigning directly to your students. Or, if you prefer, you could even use our materials as inspiration to create your own lesson plans and projects that speak directly to your students.

Develop your own essential creative and digital skills

FREE for all members

ENROLL NOW

PRODUCTS USED

STARTS FEB 12, 2021

ENROLL BY FEB 28, 2022

BEGINNER

4 HOURS

Digital Badge



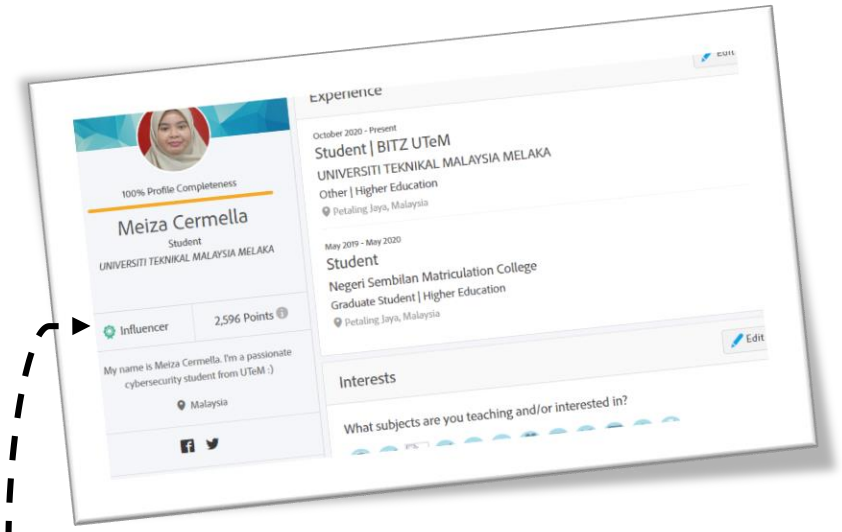

Influencer

Certificate

Adobe Creative Educator

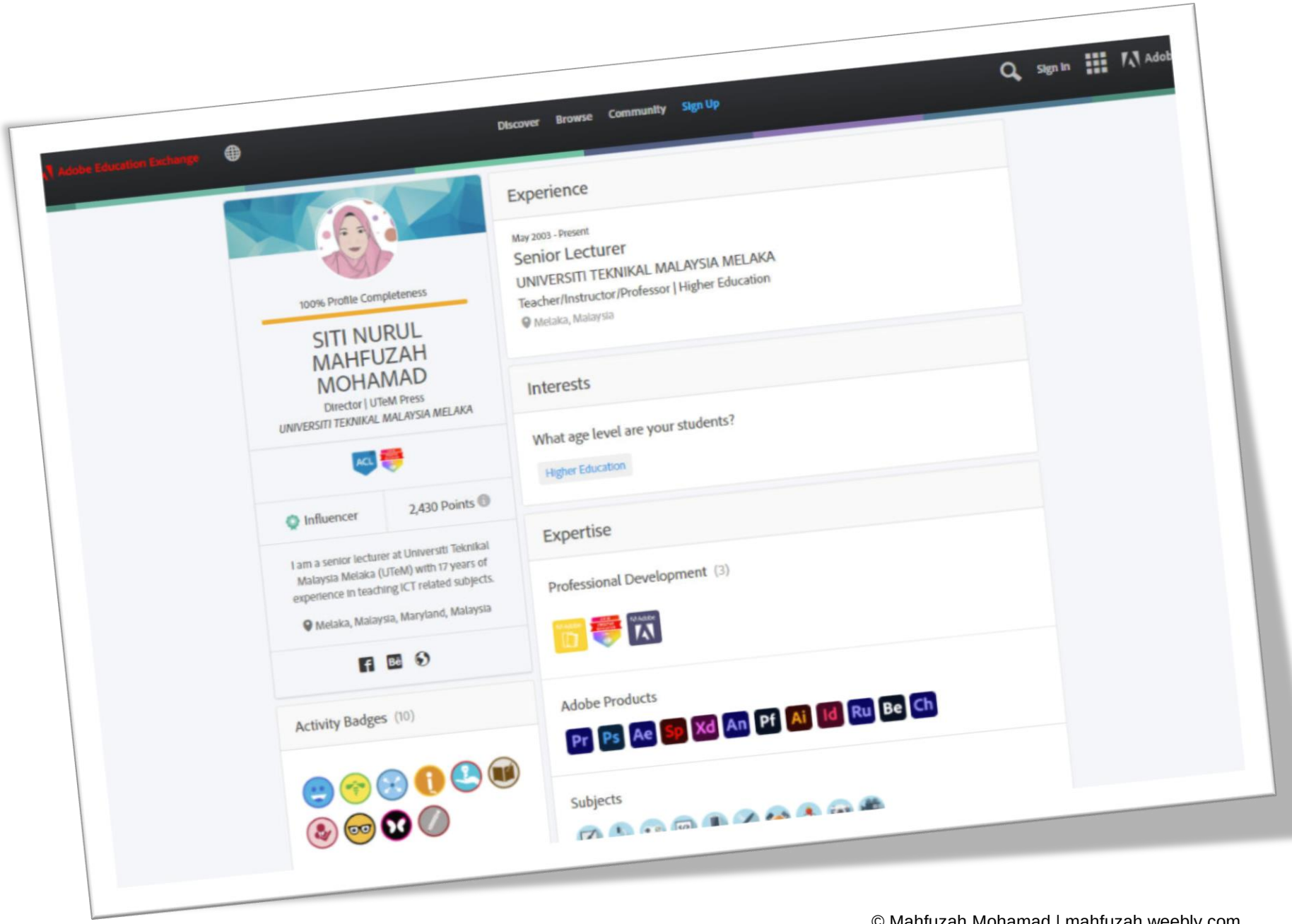

© Mahfuzah Mohamad | mahfuzah.weebly.com

ADOBE
CREATIVE EDUCATOR
LEVEL 2
ASSOCIATE
Ps
Adobe
Design Your Creative Class
MIE EXPERT

02 Create

Give students the autonomy

Give students a chance to interact with the content

Allow them to focus on the things they find most interesting and engaging

Student learn to create new things

Create fun, engaging & fully interactive presentation

New knowledge is gained & applied

Make students feel confident & comfortable

Design | Express | Build | Choose | Customize | Decorate

© Mahfuzah Mohamad | mahfuzah.weebly.com

When students learn the effective use of visuals - i.e. learning to consume and to create them - they tend to have an improved understanding of what they are expected to learn. Similarly, research also shows that thinking creatively helps students to actively engage with learning content and more readily retain information.

© Mahfuzah Mohamad | mahfuzah.weebly.com

03 Collaborate

Recognize team members strengths & weaknesses

Working together to complete their mission/goal

Giving credit to others for contributions

A willingness to find solutions to problem

Actively listening to other team members concern

Comment | Like | Help | Share | Contribute | Communicate

© Mahfuzah Mohamad | mahfuzah.weebly.com

Share with you

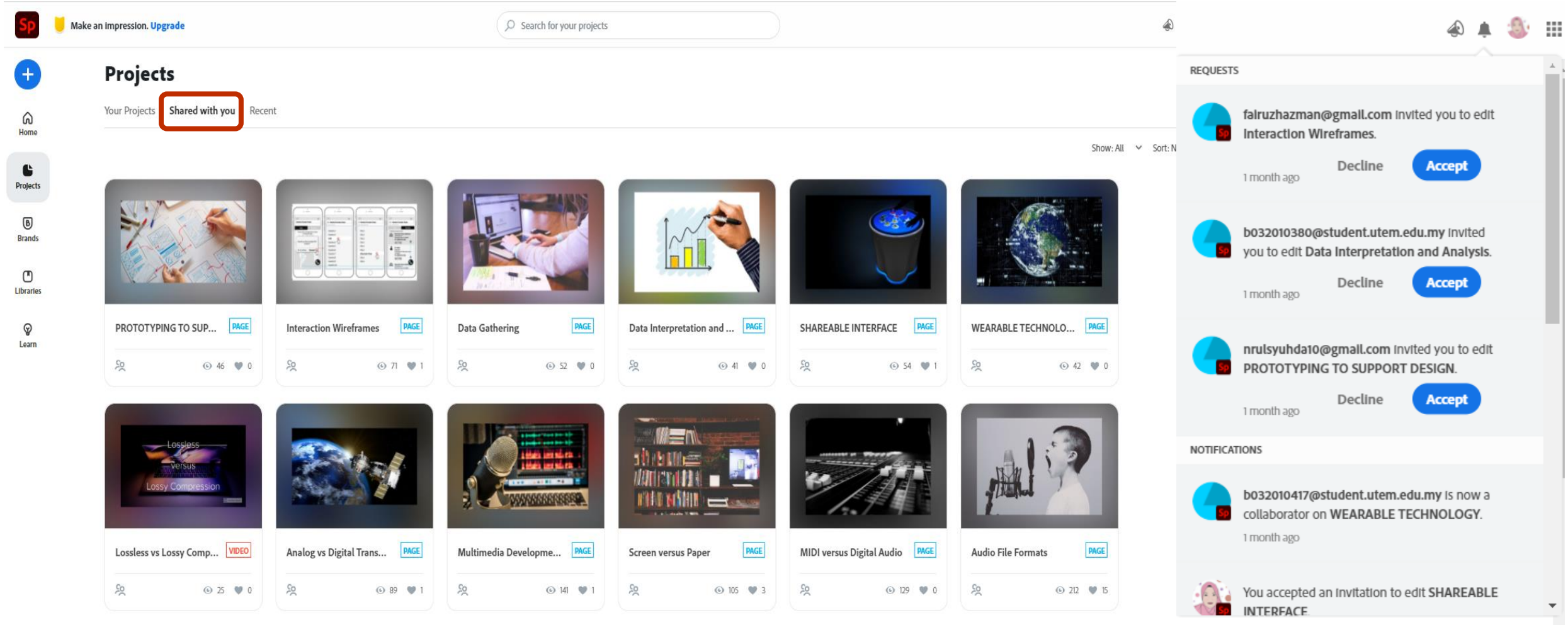

© Mahfuzah Mohamad | mahfuzah.weebly.com

04 Connect

Students need time to be connected to their peers

Students need time to work independently

Online learning needs to be balance – synchronous & asynchronous

Contribute expertise, ideas & questions

Develop interaction online

Socialize – Play in social context

Engage them from anywhere

If we want to keep them engaged, then we have to keep things feeling fresh

Engage | Contribute Idea | Share Work | Socialize

© Mahfuzah Mohamad | mahfuzah.weebly.com

Research shows that when students tell stories, present to an audience or otherwise share information visually, they engage more deeply with course content and gain confidence at the same time!

© Mahfuzah Mohamad | mahfuzah.weebly.com

Search Facebook
9+
9+
Mahfuzah
Spark for Education
Group by Adobe Spark
Adobe Spark Educators
Public group · 1.3K members
Invite
About
Discussion
Guides
Announcements
Rooms
Topics
More
Create a public post...
Photo/Video
Tag people
Feeling/Activity
New activity
Tanya Avrith shared an event.
Admin · 12 February at 01:58 ·
Join us today!
About
Welcome to the Adobe Spark for Education community! This group is designed for primary and secondary (K-12) educators, and higher education facu... See more
Public
Anyone can see who's in the group and what they post.
Visible
Anyone can find this group.

05 Reflect

Review – what worked? What didn't work? What you need next?

Give sincere feedback about the courses/ lessons

What was important about it?

Compiling learning stories

Where could i use it again?

Students reflect on their knowledge & the learning process, assessment

How well did I do?

Feedback | Review | Documenting

© Mahfuzah Mohamad | mahfuzah.weebly.com

DID ADOBE SPARK HELP YOU TO CREATE CREATIVE CONTENT? SHARE YOUR EXPERIENCES...

Mentimeter

Yes

adobe spark is one of the best for the website creater. it is easy to user and very user friendly. the most important thing while using this web creation application is free to used by everyone and user dooes

It provides an easy way to create the one-page website. It is usability and understandability.

It's much easier and amaze me by the features. It helps me to be more creative by insert pictures.

For me, Adobe Spark really give me a new experience on setup slide for the presentation. It makes my group slide became interactive. Plus this adobe also easy to handling.

yes because it helps me to

06 Share

Exchanging knowledge which can contribute to new opportunities for future collaboration.

Create Online Learning Communities

Assign social buddies



Knowledge sharing gives online learners the ability to share ideas, ask questions, and address concerns.

Start sharing once learners have begun communicating to learn from each other's discoveries and experiences

As a result, they are more motivated to participate and actively engage

Communicate | Teach Others | Create Opportunities | Create New Offering

© Mahfuzah Mohamad | mahfuzah.weebly.com

Social Media

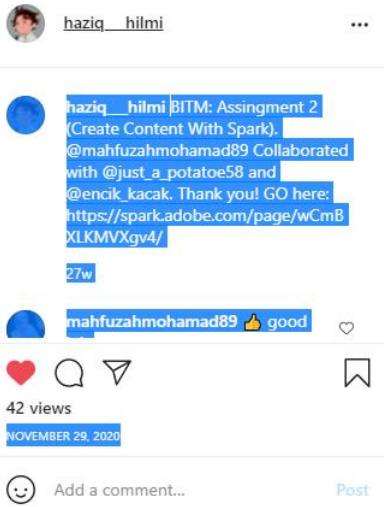

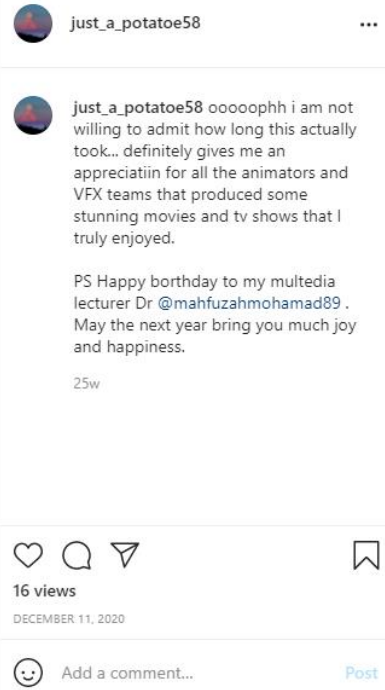

02

Design Stunning Graphic

Images and graphics are an incredibly **engaging medium** for **sharing information**. They can be used either as learning materials to help students retain new knowledge, or as collaborative classroom projects to engage student **creativity** and fun through visual learning.

© Mahfuzah Mohamad | mahfuzah.weebly.com

Are you ready to
SPARK creativity?
Adobe Spark Professional Development Toolkit
https://spark.adobe.com/page/xZe7r6crvPb6h/
https://www.adobe.com/education/express/

Spark makes it easy to foster powerful creative learning experiences.

Improves project-based learning and outcomes.

Studies have shown the value of creativity in the classroom, the hiring process, and the workforce — and 82% of professionals wish they'd had more exposure to creative thinking as students.

Incredibly easy to use.

Everything's included — templates, fonts, music, and an amazing variety of photos. You'll get guidance along the way to develop instant design superpowers and build creative confidence.

Right in your browser.

Spark is made for the web, so students can create stories from any browser on any device, including Chromebooks. The apps are also available on iOS and Android.

Built with privacy and safety in mind.

Spark offers safe search for images and videos. In addition, it can be used in accordance with COPPA and similar EU laws if you obtain parent consent. Learn more.

Spark works with your favorite classroom tools.

Google Drive · Google Classroom · canvas · Flipgrid · Microsoft Teams · OneNote

Say hello to the Adobe Spark family

Create stunning graphics with

Spark Post

Get the iOS app ›

Get the Android app ›

Create beautiful web stories with

Spark Page

Get the iOS app ›

Create compelling video stories with

Spark Video

Get the iOS app ›

Spark Post

Project Ideas

- Let’s Make Poster
- Make Book Cover
- Make Movie Poster
- Book Promotion
- Make Magazine Cover
- Profile Picture
- Flyers/ Brochure/ Infographic
- Logo Design, Others

https://youtu.be/QFzI8rDj0WY

© Mahfuzah Mohamad | mahfuzah.weebly.com

Create beautiful graphics and posters with Spark Post



© Mahfuzah Mohamad | mahfuzah.weebly.com

Spark Activity 01

Customize Your Instagram Posts with Adobe Spark

© Mahfuzah Mohamad | mahfuzah.weebly.com

Learn how to make your social media posts stand out to fit your personality and lifestyle with Adobe Spark.

Everything happens on social media these days: activism, advertisements, daily life updates, and so on. To make your social media stand out amongst your friends' and family's content, you can design custom Instagram posts to fit your personality with Adobe Spark Post. You can easily create new layouts, add text and animations, create templates, and so much more.

https://makeitcenter.adobe.com/blog/customize-social-media-posts.html

© Mahfuzah Mohamad | mahfuzah.weebly.com

How to Make Social Media Stand Out

01

Create a new post

Choose what size you want the post to be.

02

Add Text

Add text & edit the effect, font, size, alignment

03

Choose Color & Layout

Go through the color palettes & build your own layout

https://colorpalettes.net/

04

Share on Social Media!

Send to friends and family

© Mahfuzah Mohamad | mahfuzah.weebly.com

Facebook Cover

Color Palette

Color Palette #4284

alizarin's red, burgundy color, christmas palette, color matching, copper color, gray with a shade of green, green color, olive, palettes for the designer, palettes of colors, red and green, red color, scarlet, shades of green, shades of red, swamp green.

© Mahfuzah Mohamad | mahfuzah.weebly.com

Spark Activity 02

Mockup Book Promo ideas

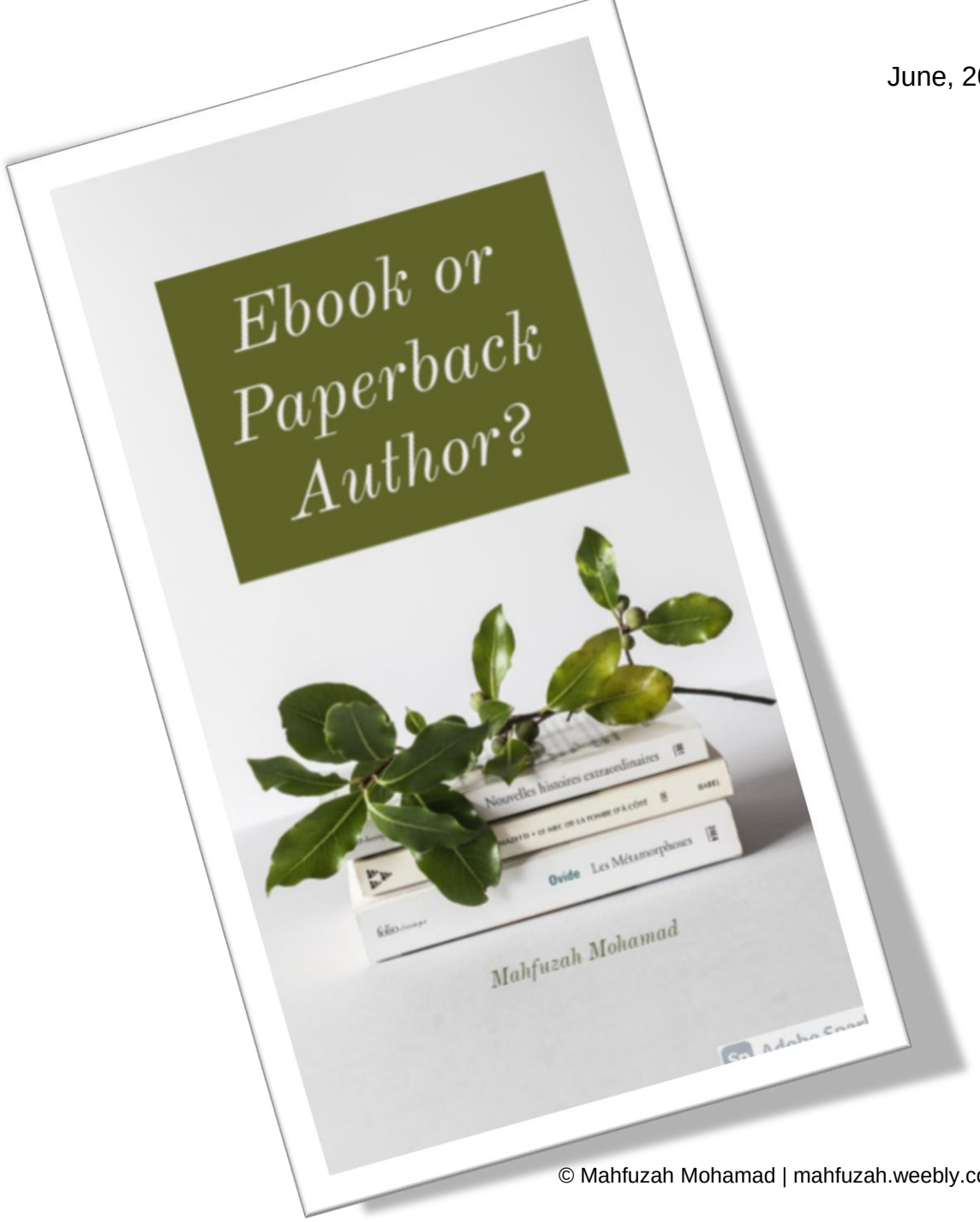

© Mahfuzah Mohamad | mahfuzah.weebly.com

Mockup

June, 2021

E-Book

FREE! at Kindle Unlimited

Color Palette

Color Palette #4230

blue color, bright yellow, brown colour, cold and warm tones, contrasting palette, dark brown, dark-blue, honey-yellow, mustard color, mustard yellow color, mustard-orange, saturated blue, shades of orange, warm orange, warm yellow, yellow color.

Facebook Twitter Pinterest

Spark Activity 03

YouTube Channel Art

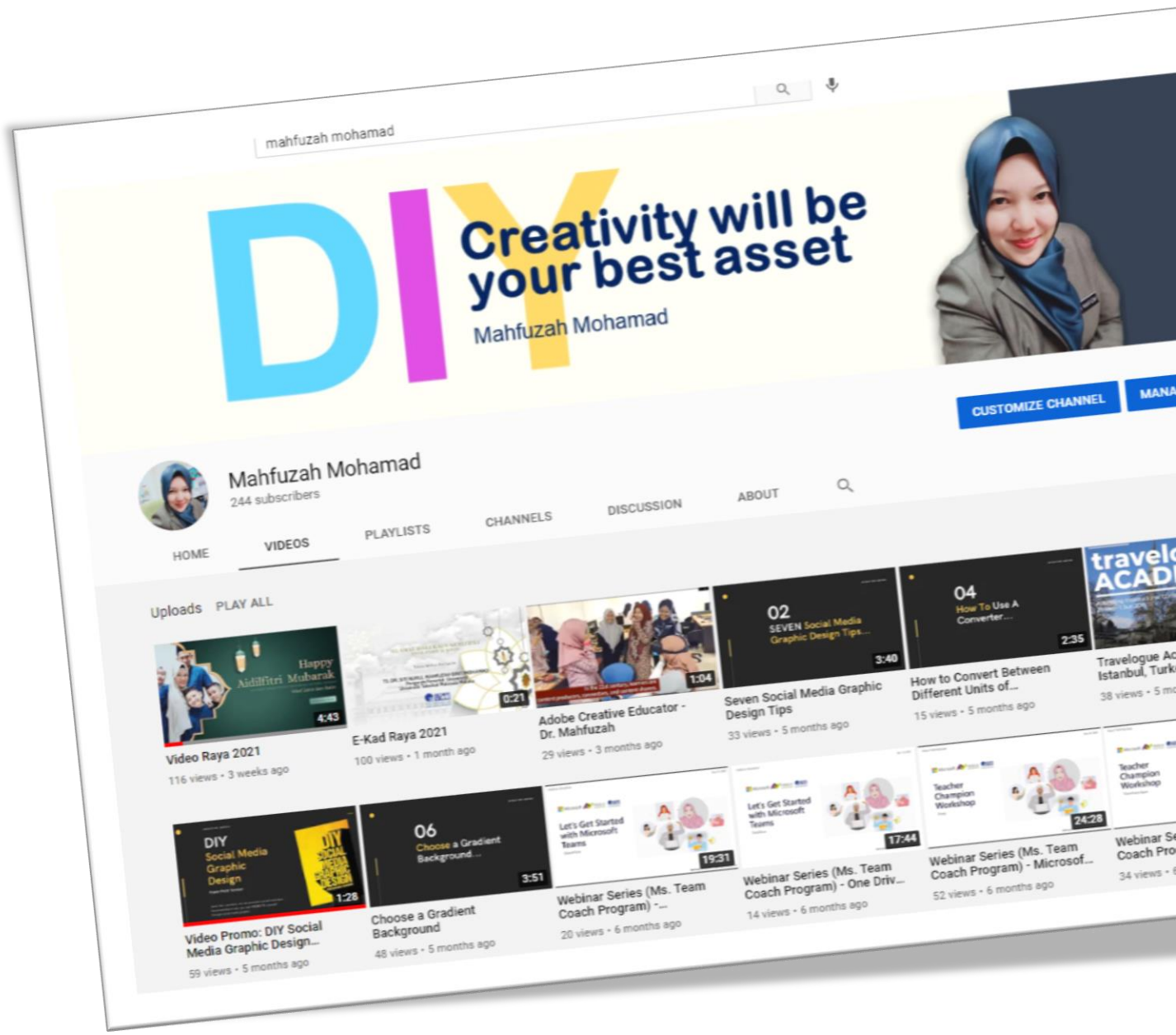

© Mahfuzah Mohamad | mahfuzah.weebly.com

Spark Activity 04

Infographic/ Diagram

© Mahfuzah Mohamad | mahfuzah.weebly.com

Spark Activity 05

Others

© Mahfuzah Mohamad | mahfuzah.weebly.com

“Everything You Can Imagine Is Real”

Pablo Picasso

03

Create Web Pages

Digital media content constantly captures our attention as both a means of spreading information, and as an exciting medium for storytelling and presenting information in a visual, engaging way.

© Mahfuzah Mohamad | mahfuzah.weebly.com

Spark Page

Project Ideas

- Personal Portfolio
  https://www.youtube.com/watch?v=U0PVYvqrg_s
- Presentation
- Project Documentation
- Marketing
- Art Portfolio
  https://youtu.be/_gvcAcC1skE
- Blog/ Information
- Workout Journal
  https://youtu.be/SpYg7ZFdXqw
- Training Module, Others

© Mahfuzah Mohamad | mahfuzah.weebly.com

Students are more engaged in learning when they can present their work visually

With Adobe Spark Page, you can take creative storytelling one step further by collating various media - including your Post and Video creations - into a flexible, shareable learning resource.

Adobe Spark Page also helps to motivate your students by transforming text-based projects, like essays and reports, into stunning web resources that are beautiful, adaptable and fun. Using Spark Page, your students will be able to create field trip journals, language arts essays, lab reports and more as dynamic web stories.

© Mahfuzah Mohamad | mahfuzah.weebly.com

Adobe Education Exchange

My Education Exchange | Discover | Browse | Community

Adobe

Creating a Web Page with Adobe Spark Page

Create an easy web page for travel journals, sharing photo albums, sharing teaching & learning content as well as promoting your event or profile.

42 1 Published

SITI NURUL MAHFUZAH MOHAMAD
Last Updated April 28, 2021

Supplemental

Subjects

UX/UI Design | Education

Student Time

1-2 hours estimated class time

Education Level

9th - 12th Grade | Higher Education

Description & Learning Objectives

Create an easy web page for travel journals, sharing photo albums, sharing teaching & learning content as well as promoting your event or profile.

Tools (1)

Spark

Create graphics, web pages, and video stories in minutes.

Get free trial

Get this free resource

See all 2 pieces included

Related resources

- Design a poster relating speed, distance, and time
  Overviewln this activity, secondary students will calculate rate by engaging in the big qu...
  Secondary | Mathematics
- How to create stunning Social Media Graphics using Adobe Spark Post | Beginners Tutorial
  Adobe Spark is completely free. You can find it in the app store for mobile devices (Adobe...
  Primary | Graphic Design
- Create videos for the flipped classroom
  With the continued move towards online education, it is increasingly important for teacher...
  Higher Education | Education

https://edex.adobe.com/resource/sx2lThVh3

Adobe Education Exchange

My Education Exchange | Discover | Browse | Community

Adobe

How to create stunning Social Media Graphics using Adobe Spark Post | Beginners Tuto...

1,268 14

Adobe Spark is completely free. You can find it in the app store for mobile devices (Adobe Spark Post, Page, Video) or use the browser-based version: https://spark.adobe.com In this tutorial, I show you how easy it is to create a stunning social graphic piece using the Adobe Spark Post app. Video: https://youtu.be/ptS1a8mNlEo...

Rosie Sue
Last Updated April 29, 2021

Supplemental

Subjects

Graphic Design | UX/UI Design | View more

Student Time

1-2 hours estimated class time

Education Level

3rd - 5th Grade | Kindergarten - 2nd Grade | View more

Description & Learning Objectives

Adobe Spark is completely free. You can find it in the app store for mobile devices (Adobe Spark Post, Page, Video) or use the browser-based version: https://spark.adobe.com

In this tutorial, I show you how easy it is to create a stunning social graphic piece using the Adobe Spark Post app.

Video: https://youtu.be/ptS1a8mNlEo

View more

Tools (1)

Get this free resource

See all 1 pieces included

Related resources

- Design a poster relating speed, distance, and time
  Overviewin this activity, secondary students will calculate rate by engaging in the big qu...
  Secondary | Mathematics
- Illustrate a poster to represent a poem visually
  In this 2-hour lesson plan, students will take a poem and learn how to reduce it down to a...
  Secondary | English Language & Literature
- Poster for a Good Cause
  This is an assignment that was very successful in my classes. The project is for students...
  Higher Education | Graphic Design

https://edex.adobe.com/resource/vedd15564

Spark Activity 01

Tools for presentation

© Mahfuzah Mohamad | mahfuzah.weebly.com

STUDENT PRESENTATION

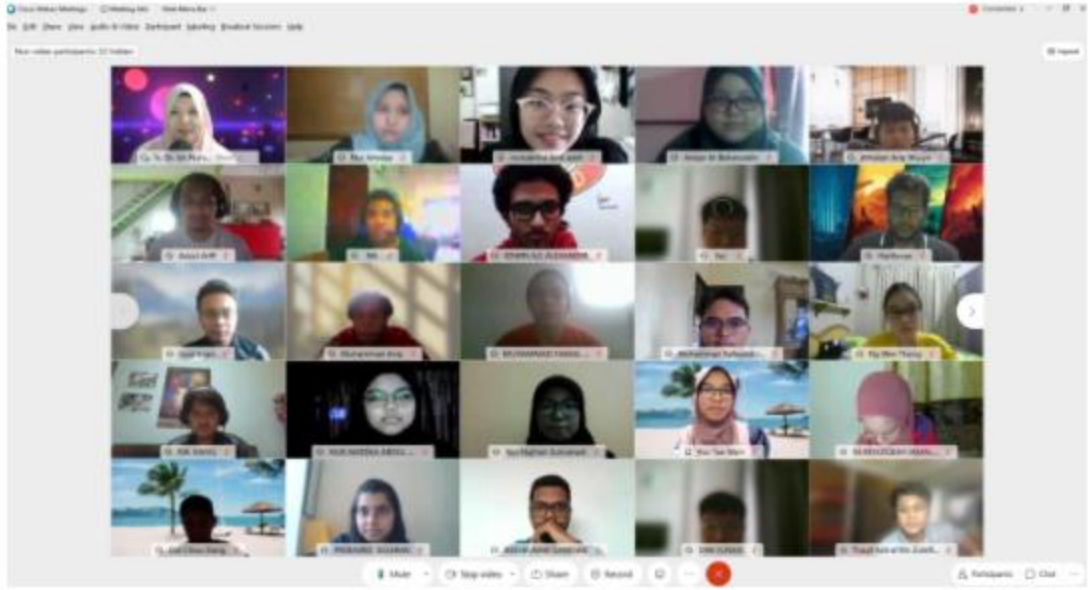

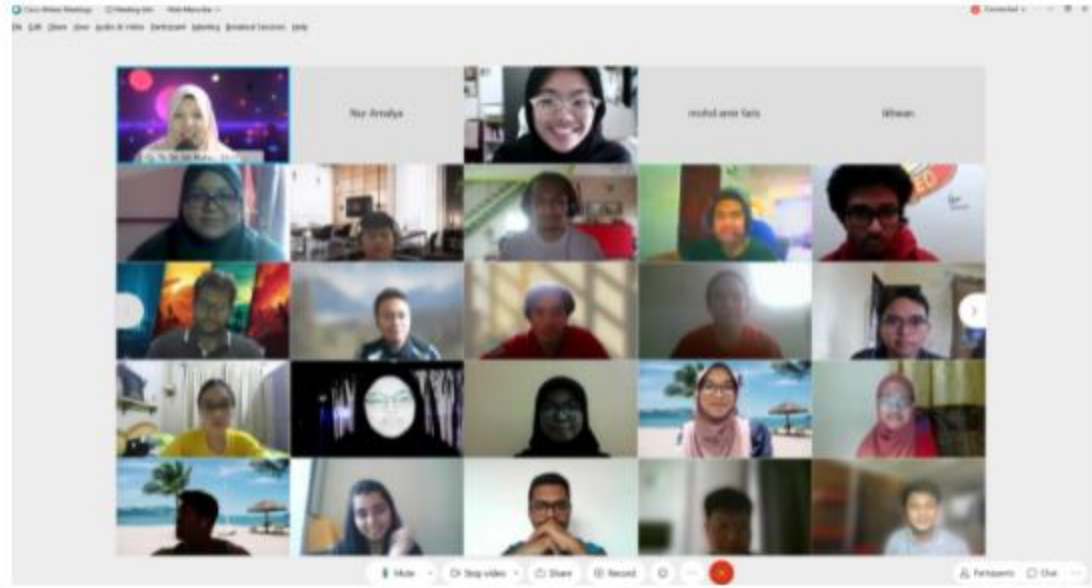

STUDENT PRESENTATION

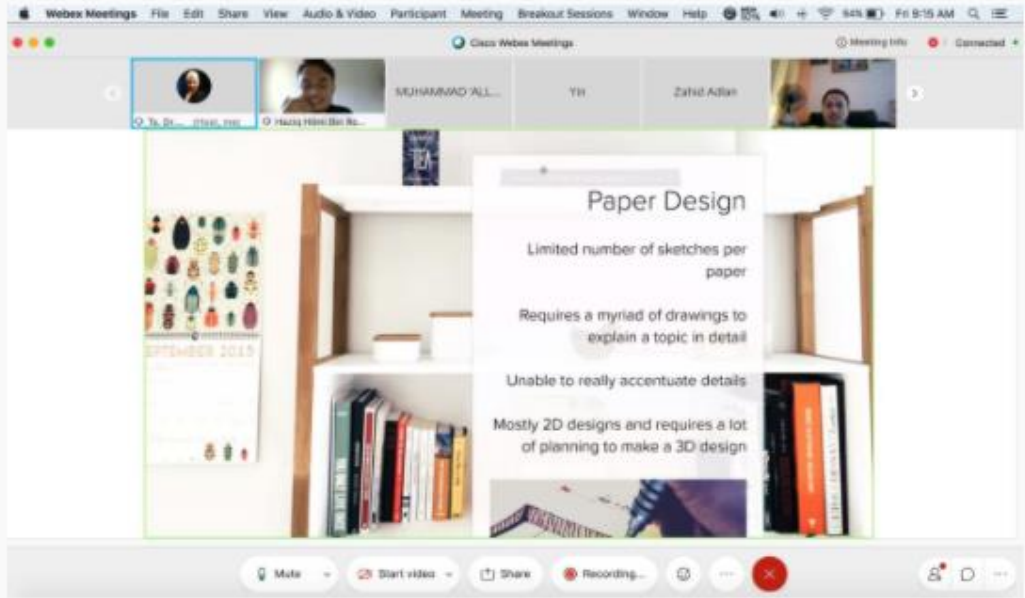

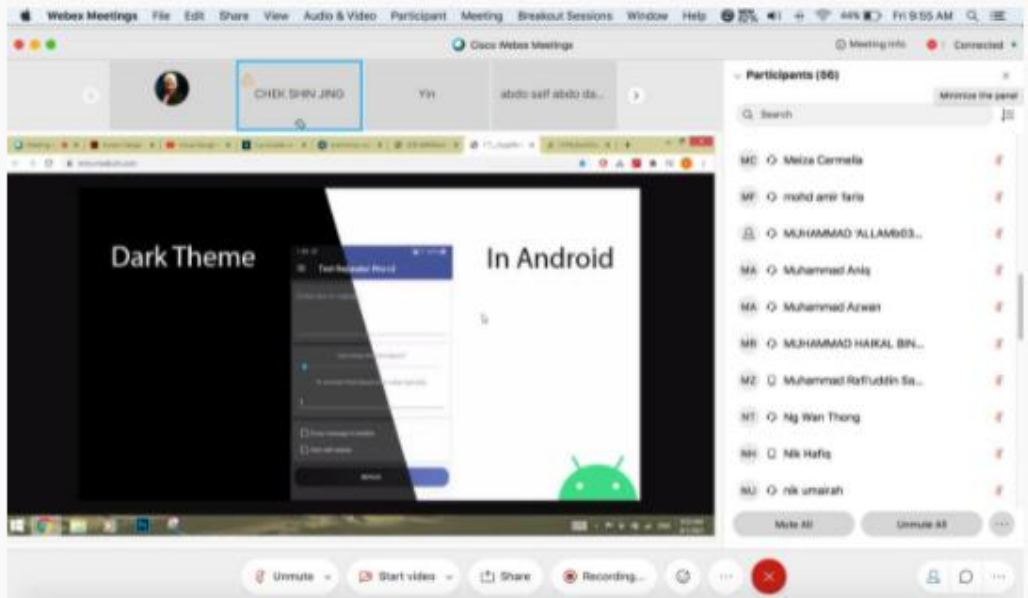

Spark Activity 02

Marketing

© Mahfuzah Mohamad | mahfuzah.weebly.com

Marketing... simplified!

This project introduces students to the principles of marketing. and the marketing mix.Students will work through an introductory Spark Page that includes a brief description on how marketing works. The outlined examples are accompanied with questions to deepen the students' understanding in a simple and effective...

Hisham Attia

Last Updated April 29, 2021

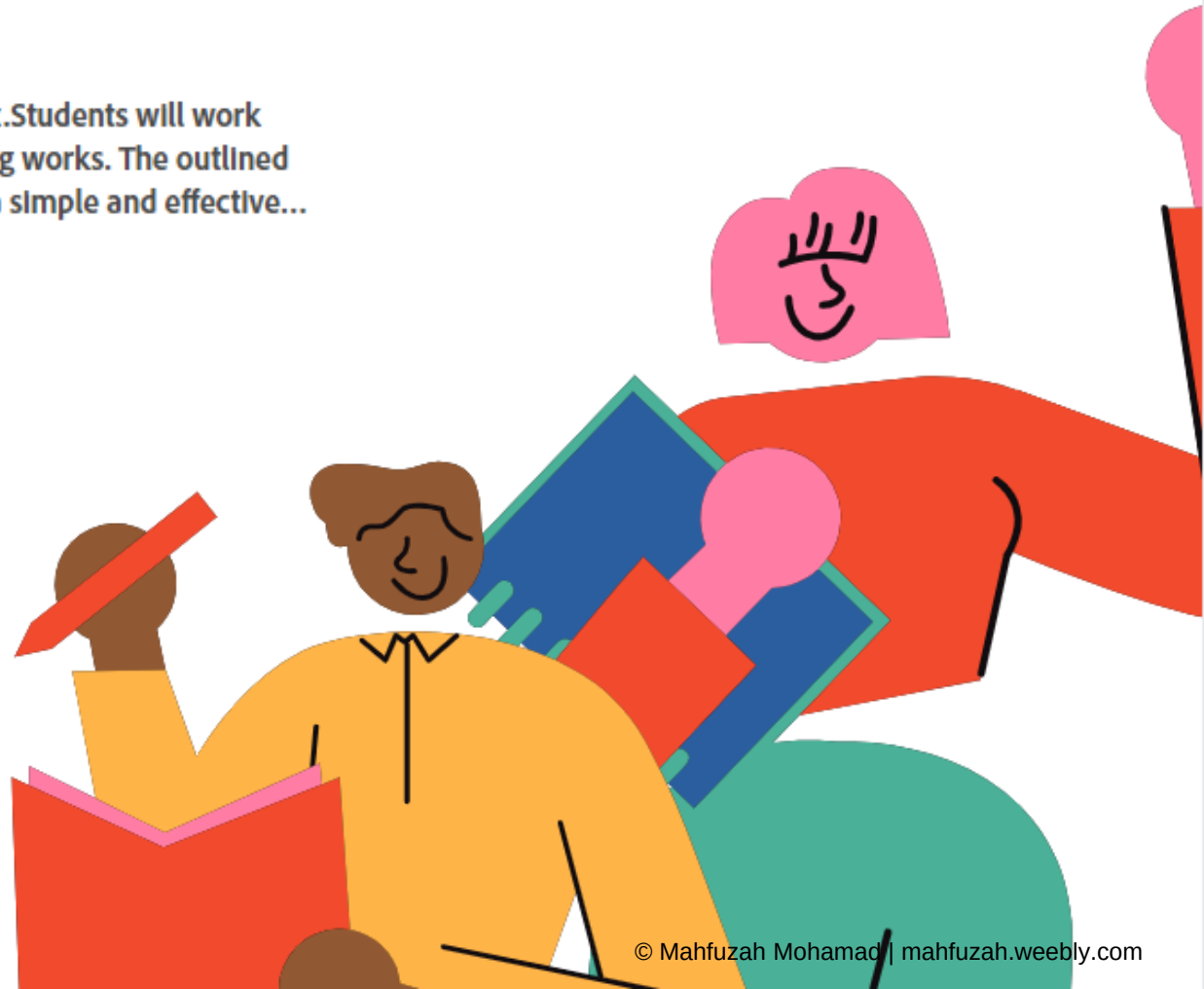

© Mahfuzah Mohamad | mahfuzah.weebly.com

Spark Activity 03

Interactive storytelling

https://www.youtube.com/watch?v=PXMrrBnPTpw

© Mahfuzah Mohamad | mahfuzah.weebly.com

Mahfuzah Mohamad
22 January ·

One day project presentation with my students...

For this semester, I'm teaching a multimedia subject... Students learn about editing tools (photoshop, illustrator), video editor (premiere, rush, spark video, Filmora, etc), presentation tool (sway, spark page), and the last part is to do an animation project using Animate.

Because of Prof Abd Karim Alias conduct a webinar session about Storytelling & my Ph.D. (Mogana) student also study the same topic... so I decide that the Theme for the final project this semester is "Interactive Story"

Interactive story writing is a new medium for creative expression...The state of the art is that the story (plot, character behaviors, character interactions, conversations, etc.) is specified by writing scripts. In other words, this technique uses animation, video, music, images, and other multimedia to compile a narrative.

The process is started with setting up a team member (4-5) and assign their roles... who will act as Project Manager/Director, Graphic Designer, Script Writer, Multimedia Programmer, etc... and then follow the Interactive Story Making Process:

Analysis Phase:
a. Select a topic
b. Identify your audience, character, plot, etc
c. Start writing/Script

Design Phase
a. Create a storyboard
b. Find resources and related contents
c. Design character, background, etc

Development Phase
a. Record your narration
b. Editing - Putting it all together (Animate)
c. Publish & Share

Documentation
a. Report (Canva, Sway, Genially, Spark, etc)

In the end, you can rate based on:
1) Choice of topic.
2) Storyline
3) Visual aspects
4) Sound/Narrator
5) Length
6) Creativity

I share with you one of the projects (will share the other project one by one later)... with the name of the project "THE PROUDLY BIRD". Here is documentation submit & present by the student:
https://spark.adobe.com/page/u4RmHaMpWwYJx/

The final output you can get it here:

https://htslegacyenterprise.h5p.com/.../1291226388971110569

Overall, really proud of the final output this semester because my 1st year students just see me on screen 😍

Credit to my students: Rafieuddin, Chiou Xiang Ooi, Athallah Ariq , Azizi, and Badrul Azhar.

#Interactivestory
#theproudlybird
#multimediasystem
#bitzstudent
#onlinestudent
#FTMK

HTSLEGACYENTERPRISE.H5P.COM
The Proudly Bird - H5P.com

https://spark.adobe.com/page/u4RmHaMpWwYJx/?fbclid=IwAR0zqvVDymLlR-YskqlOgaMTDf1otC6G2eBNC6mzZ-KTMMNZXpCBEbIOvzE

For this reason, visual storytelling is a key skill that any educator can use to communicate with impact, and teaching your students to tell their own visual stories or present new information in creative ways is a fantastic way to get them engaged, motivated and inspired in any topic or discipline.

© Mahfuzah Mohamad | mahfuzah.weebly.com

Spark Activity 04

Tell a stories

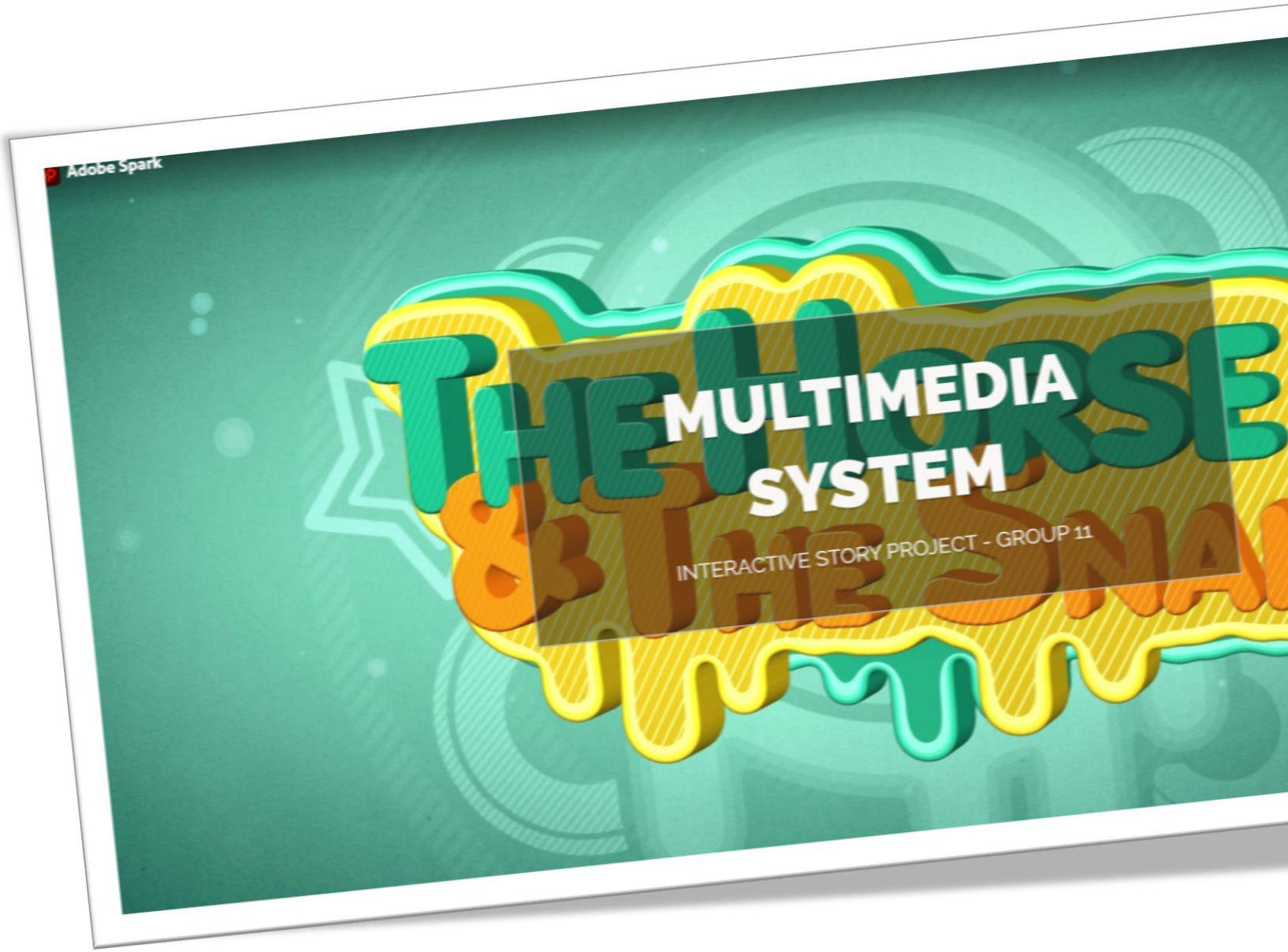

https://spark.adobe.com/page/RCdM13QNzDiqJ/

© Mahfuzah Mohamad | mahfuzah.weebly.com

04

Captivating Videos

Adobe Spark can be a great tool for students to use to **create videos** about books they've read, people they've studied, or highlights of a school event. The new collaboration option will empower students to work together to make videos about **shared experiences** like a field trip or to showcase the fruits of a group research effort.

© Mahfuzah Mohamad | mahfuzah.weebly.com

Spark Video

Project Ideas

- Interactive CV/ About Me
  https://youtu.be/B5tQahUG1fE
- Travelogue
- Interactive Story
- Information/ Presentation
- Video Book Review
  https://youtu.be/-qyMOEi0t9Y
- Video Promo/ Video Diary
  https://youtu.be/7GmRgj3ovJA
- Share Experience/ Breaking News https://youtu.be/qPQFe6BEbdg
- Trip Report
  https://youtu.be/hofpzY_xiDE
- Epic Adventure Story
  https://youtu.be/Pme5MbnsYNA
- Others
  https://spark.adobe.com/page/dVQNeT9TBHq8Z/

With the rise of flipped, blended and online learning, students and teachers increasingly use video and online content as a core part of their learning resources.

Students are more motivated to learn when they create with video. Video is a popular and engaging medium for telling visual stories and sharing information - it's immediate and fun, and has the potential to enrich your curriculum and help your students dive deeply into learning any topic.

Using Spark Video, your students will be able to quickly and easily turn book reports, physics explainers, poetry analysis and more into video presentations, then use the integrated creative tools to customize their learning.

© Mahfuzah Mohamad | mahfuzah.weebly.com

Creativity in action!

This activity helps educators, faculty and students enrich their creative skill set and deepen their knowledge and creativity, while also providing real-world examples of how incorporating visual stories into your projects and lesson plans can enhance student outcomes in any topic or educational phase.

https://www.adobe.com/express/learn/blog/news-in-the-classroom-create-a-news-report-video-with-adobe-spark-video

© Mahfuzah Mohamad | mahfuzah.weebly.com

Spark Activity 01

Video Promo

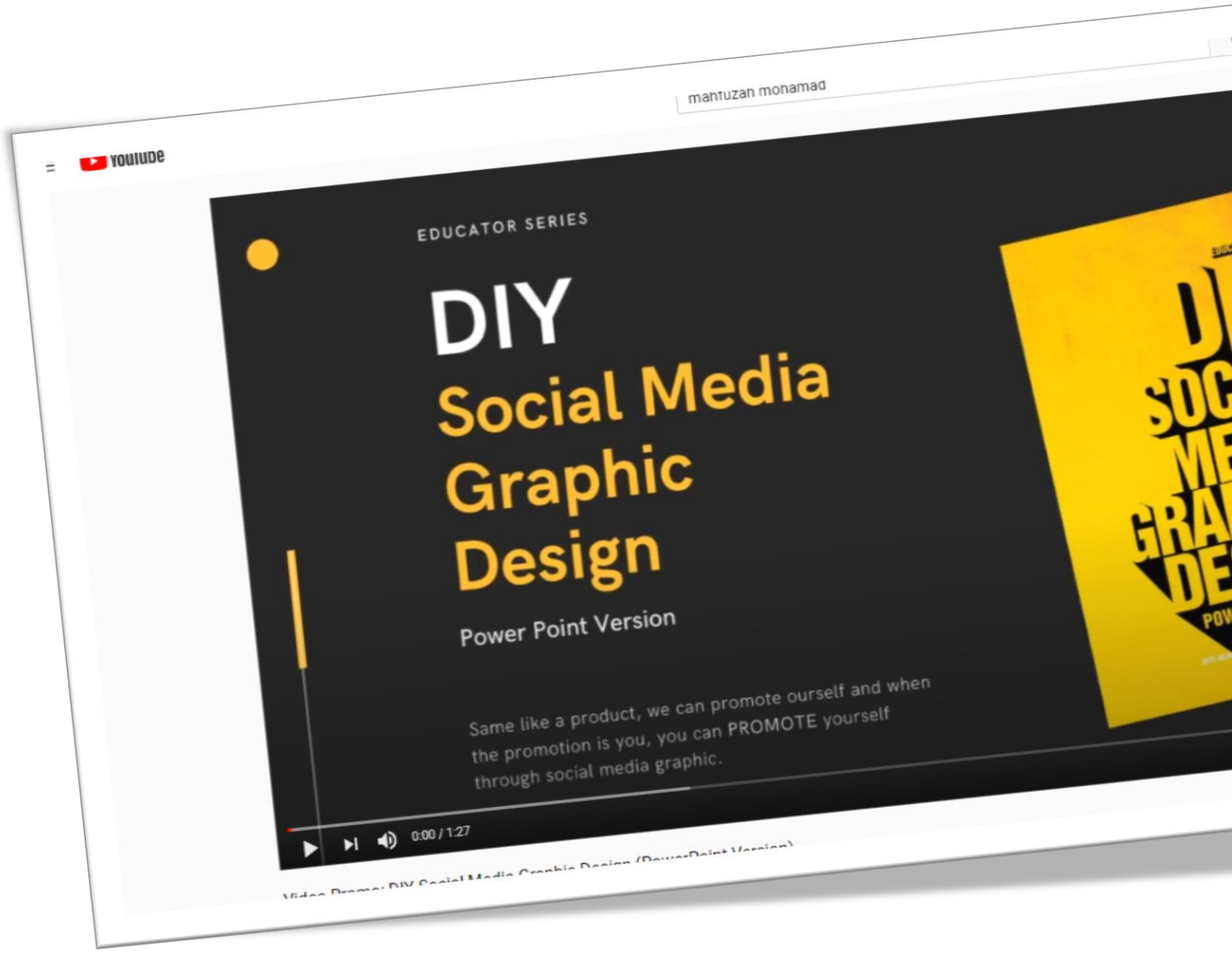

© Mahfuzah Mohamad | mahfuzah.weebly.com

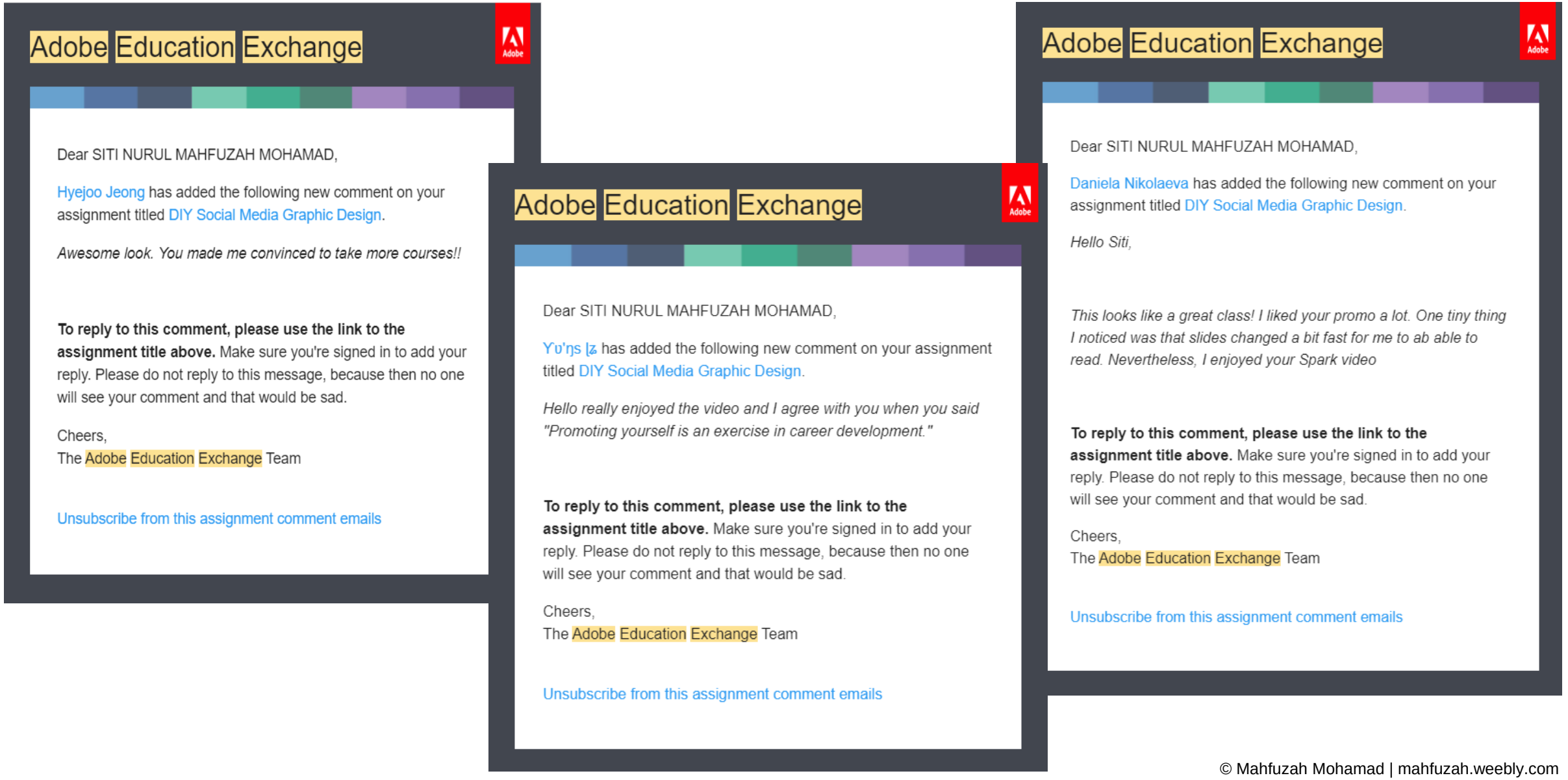

Adobe Education Exchange

Dear SITI NURUL MAHFUZAH MOHAMAD,

Hyejoo Jeong has added the following new comment on your assignment titled DIY Social Media Graphic Design.

Awesome look. You made me convinced to take more courses!!

To reply to this comment, please use the link to the assignment title above. Make sure you're signed in to add your reply. Please do not reply to this message, because then no one will see your comment and that would be sad.

Cheers,
The Adobe Education Exchange Team

Unsubscribe from this assignment comment emails

Adobe Education Exchange

Dear SITI NURUL MAHFUZAH MOHAMAD,

Yʊ'ŋs ʅʑ has added the following new comment on your assignment titled DIY Social Media Graphic Design.

Hello really enjoyed the video and I agree with you when you said "Promoting yourself is an exercise in career development."

To reply to this comment, please use the link to the assignment title above. Make sure you're signed in to add your reply. Please do not reply to this message, because then no one will see your comment and that would be sad.

Cheers,
The Adobe Education Exchange Team

Unsubscribe from this assignment comment emails

Adobe Education Exchange

Dear SITI NURUL MAHFUZAH MOHAMAD,

Daniela Nikolaeva has added the following new comment on your assignment titled DIY Social Media Graphic Design.

Hello Siti,

This looks like a great class! I liked your promo a lot. One tiny thing I noticed was that slides changed a bit fast for me to ab able to read. Nevertheless, I enjoyed your Spark video

To reply to this comment, please use the link to the assignment title above. Make sure you're signed in to add your reply. Please do not reply to this message, because then no one will see your comment and that would be sad.

Cheers,
The Adobe Education Exchange Team

Unsubscribe from this assignment comment emails

© Mahfuzah Mohamad | mahfuzah.weebly.com

Spark Activity 02

Travelogue

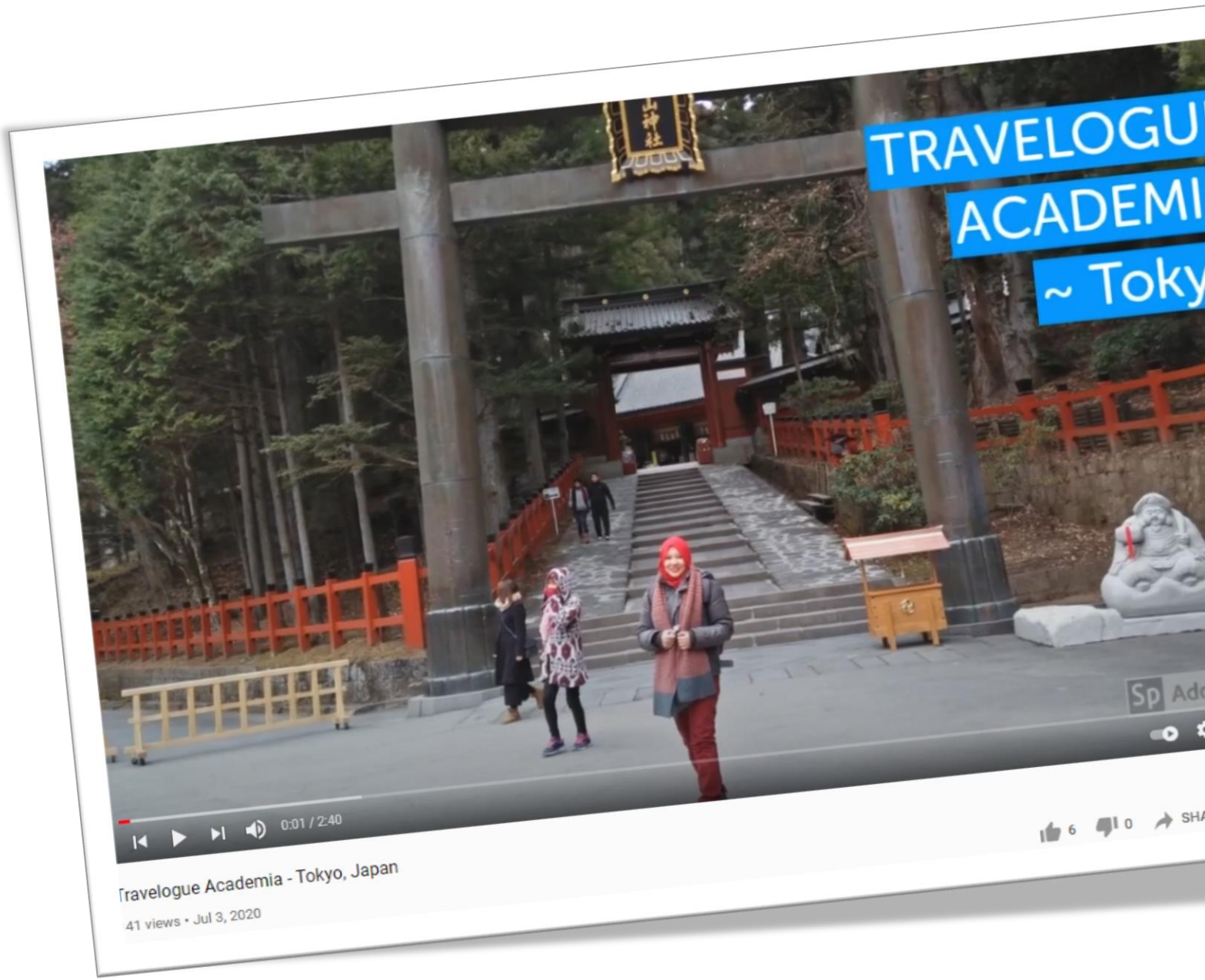

© Mahfuzah Mohamad | mahfuzah.weebly.com

In the age of the mobile phone, creating video has never been so quick and easy, so let's get started.

Adobe Spark Video is every bit as powerful as Post, and allows you to enliven boring presentations and create inspiring educational stories.

© Mahfuzah Mohamad | mahfuzah.weebly.com

Be Creative!

Thank You